

Final Announcement



PATHCON & LAB EXPO 2025

22nd - 23rd Nov 2025

Venue:

Manekshaw Convention
Centre, Delhi Cantt

Organised by

Association of Practising
Pathologists®, New Delhi

Conference Secretariat:

Dr Rajan Verma
C 2 B, 92-93, Janakpuri, New Delhi - 110058

Pathcon coordinator:

(M): +91-9310188121

Email: pathconofficial@gmail.com



Vide letter no 4072/DMC/CME/16C/2/2025//335123 date 4/11/ 2025

(Attendance in the Program is Mandatory for issuing Credit Hours to Delegates)

Dr Neeraj Jain
President
Mob: 98104492621

Dr Rajan Verma
Organizing Secretary
Mob: 9999138158

Dr Vagish Dave
Treasurer
Mob: 9810393432

Dr Savita Sachdeva
Joint Secretary
Mob: 9810043063

Dr Rinu Goyal
Scientific Chairman
Mob: 9650878278



Scan QR Code to Register

<https://www.pathcon.org>

Invitation

We, the Office bearers of The Association of Practising Pathologists, Regd.(APP) are pleased to share that we are organising **9th Annual Conference of the Association of Practising Pathologists, India (PATHCON & Lab Expo 2025)**, which is going to be held from **22nd - 23rd November 2025** at **Manekshaw Centre**, Dhaula Kuan, Delhi Cantt, New Delhi.

Our previous Pathcons have been grand success, attended by a large number of delegates and faculty of National & International repute. All our exhibitions saw the maximum participation from our highly enthusiastic medical and diagnostic industry partners. Heavy footfalls made all the expos a run away success. We got extraordinary compliments from one and all including delegates, faculty and industry partners.

Highly motivated from the past success, we have planned this prestigious mega event this year too. We are confident of a larger participation of Pathologists, Microbiologists, Biochemists and Laboratory consultants from all over India and abroad.

Highlight

- Workshops, Oral & Poster Presentations.
- Pre & post lunch scientific sessions, panel discussions and much more.
- LabExpo: The exhibition will be held at Manekshaw Centre, Dhaula Kuan, Delhi Cantt, New Delhi.

We expect the whole hearted participation from all our industry partners in this conference which of late has emerged as one of the largest, prominent and most prestigious event in North India. It has been an excellent platform to share and showcase the latest technologies and products to the lab professionals from all over India, most of whom are decision makers.

This year the venue which we have finalised is situated in Dhaula Kuan, New Delhi which is well connected all across Delhi & NCR through Delhi metro and other mode of transportation. It is just 5 Kms away from the IGI Airport. Delhi has a wide choice of hotel accommodation for different budgets.

You can participate either by becoming the Conference Partner or booking single/multiple Exhibition Stalls or participating in Workshops/Scientific sessions. We promise you an out of the world experience and will offer lots of privileges and surprises!

Thanking you.

Yours sincerely

Organizing Committee

*Annual Conference Silver Jubilee
Association of Practising Pathologists*

<https://www.pathcon.org>

Past and Present Office Bearers APP



PATHCON & LAB EXPO 2025

22nd - 23rd Nov 2025



Lt Gen J R Bhardwaj
Patron



Prof K B Logani
Advisor



Dr Neeraj Jain
President
(2022 - till date)




Dr Rajan Verma
General Secretary
(2022 - till date)



Dr Vagish Dave
Treasurer
(2024 - till date)



Dr Savita Sachdeva
Joint Secretary
(2024 - till date)



Dr Renu Goyal
Scientific Committee
Chairman



Dr Rakesh Sharma
Founder President
(2000 - 2009)



Dr Sunil Dargar
Past President
(2009 - 2014)



Dr Subodh Gupta
Immediate Past President
(2014 - 2022)



Dr Alok Jain
Past Treasurer
(2014 - 2024)

Scientific Program



PATHCON & LAB EXPO 2025

22nd - 23rd Nov 2025

Schedule (Nov 22nd, 2025)				
S. No.	Hall	Title	Speaker	Lecture
Workshops (09.30am to 11.30am)				
W1	Taber Hall	Histopathology Luminal Gastrointestinal Pathology for Practising Pathologists	Dr Rajni Yadav Dr Prasenjit Das Dr Puja Sakhuja Dr Lipika Lipi	Case Based Discussion 1.Gastric biopsies for inflammatory pathology 2.Small bowel enteropathies 3.Inflammatory bowel disease and its mimickers 4.Gastrointestinal malignancies: what is important to report
W2	Talwar Hall	Molecular Pathology Molecular Diagnostics in Lab Medicine	Dr Monica Sharma Dr Mrinalini Kotru Dr Jasmita Das Dr Balamurugan T	1.Thalassemia 2.Thrombophilia 3.Conventional Molecular Methods in Acute Leukemia 4.Surgical Pathology
W3	Shamsher Hall	Quality Assurance Quality In Clinical Lab	Dr Meetu Aggarwal Dr Nalini Gupta Dr Suchitra Jain Dr Dilip Kumar Col (Dr) Anurodh Gupta	1.Histopathology 2.Cytopathology 3.Microbiology 4.Hematology 5.Molecular
Workshops (12.00pm to 02.00pm)				
W4	Shamsher Hall	Hematology How do I Investigate Myelodysplastic Neoplasms (MDS)	Dr Praveen Sharma Dr Nabhajit Mallik Dr Praveen Sharma Dr Pulkit Rastogi	1.What has changed in the WHO 2022 classification of MDS? 2.Flow cytometry in MDS 3.Cytogenetic studies in MDS 4.Next generation sequencing in MDS: Role and case studies
W5	Taber Hall	Cytopathology Thyroid Cytology & Histological Correlation	Dr Sufian Zaheer Dr Neha Kawatra Madan Dr Charanjeet Ahluwalia Dr Sachin Kolte Dr Amit Kumar Yadav Dr Sheetal Arora	1.Challenges encountered in Thyroid FNAC 2.Benign lesions of Thyroid and Atypia of undetermined significance 3.Suspicious for Follicular neoplasms and Follicular neoplasms 4.Suspicious for Papillary carcinoma and Papillary carcinoma 5.Other malignant lesions of Thyroid 6.Molecular testing in Thyroid lesions
W6	Talwar Hall	Recent Advances in Lab Medicine	Dr Rajan Verma Dr Tushar Sehgal Dr Amrita Saraf Dr Surbhi Goyal Dr Neeraj Jain	1.Large Language Models in Healthcare Laboratories 2.Conventional Lab to Smart Lab 3.From glass tube to global assays evolution of coagulation testing 4.The Metabolic Mayhem: from Fatty liver to Cirrhosis 5.Future Trends in Lab Medicine
Poster & Paper: (03.00pm to 05.00pm)				
Hall 1	Taber Hall	Poster Paper	Dr Prachi & Dr J M Khungar	Accepted Poster
Hall 2	Talwar Hall	Oral paper	Dr Rajeev Sen & Dr Sanjay Kumar	Accepted Oral
Hall 3	Shamsher Hall	Oral Paper	Dr Sarika Singh & Dr Sonam Sharma	Accepted Oral

<https://www.pathcon.org>

Scientific Program



PATHCON & LAB EXPO 2025

22nd - 23rd Nov 2025

Schedule (Nov 22nd, 2025) - PAPER PRESENTATION (Talwar Hall & Shamsher Hall)

ID	TITLE	NAME
PA1	Redefining cervical cancer screening: a correlative study between hpv dna profiling and liquid-based cytology at a high-burden tertiary care hospital in india	Dr. Aditi Anand
PA2	Unmasking the mimic: diverse presentations of histoplasmosis in immunocompetent patients– A pathological case series	Dr. Aditi Senapati
PA3	Reflecting on unusual isolated extra-nodal primary lymphomas at rare anatomical locations with clinicopathological insights: a retrospective original study	Dr. Teena Kaushik
PA4	Foxc1- a diagnostic and prognostic marker in triple negative breast cancer: alarming statistics	Dr. Ayushi Agrawal
PA5	A clinicopathological study of non infectious vesiculobullous lesions of the skin	Dr. Bala Veena
PA6	A study on donor variables and laboratory predictors of single donor platelet yield during plateletpheresis	Dr. Bala Veena
PA7	Clinicopathological study of synovial lesions	Dr. Bala Veena
PA8	Role of high fluorescence lymphocyte count (hflc) and thrombocytopenia in predicting the prognosis of dengue	Dr. Chitra Shambhavi
PA9	Comparison between malarial rapid test & peripheral blood smear microscopy among patients attending tertiary care centre	Dr. Divya Singh
PA10	Histo-cytological correlation of thyroid lesions at tertiary care hospital.	Dr. Hani Patel
PA11	When therapy transforms morphology: the diagnostic challenges of denosumab-treated giant cell tumor of bone.	Dr. Jyoti Rana
PA12	Cytological and radiological correlation of thyroid lesions with histopathological findings	Dr. Karthik S Rao
PA13	A study on the effect of microcytic hypochromic anemia on hba1c levels in non-diabetic individuals.	Dr. Kiranjot
PA14	Study of qualitative and quantitative analysis of semen in smokers and non-smokers	Dr. Lalit Nagar
PA15	Study of hormonal and metabolic dysfunction in patients of pcos	Dr. Namit Gupta
PA16	Dyslipidemia in the young: an alarming trend - A tertiary care center study	Dr. Ruby Yadav
PA17	A study of hematological laboratory parameter in thrombocytopenia.	Dr. Saloni Kansagra
PA18	Histopathological study of salivary gland tumors at tertiary care teaching hospital	Dr. Saloni Kansagra
PA19	Cytological study of salivary gland lesions with application of the milan system for reporting salivary gland cytopathology (msrsgc).	Dr. Shruti Kelwa
PA20	Immunohistochemical assessment of ER, PR, HER2NEU and ki-67 in fine needle aspiration cell block and histological specimen in breast carcinoma	Dr. Suman Bishnoi
PA21	Tumor budding, e-cadherin expression, and tumor infiltrating lymphocytes in endometrial carcinoma: correlation with clinicopathological parameters	Dr. Ashi Dubey
PA22	Pleural fluid adenosine deaminase and lymphocyte proportion: clinical usefulness in the diagnosis of tuberculosis	Dr. Utkarsha Gera
PA23	Diagnostic utility and significance of p63 immunoexpression in giant cell tumor of bone.	Dr. Pooja Kumari
PA24	Immunohistological characterisation of number and distribution of epidermal langerhans cells and dermal dendritic cells in cases of vitiligo	Dr. Shaivy Malik
PA25	Fine needle aspiration cytology of thyroid gland lesions in a tertiary care hospital	Dr. Hani Patel
PA26	Utility of p53 as a supplementary adjunct to other immunohistochemical markers in grading phyllodes tumour of the breast	Dr. Avan Agrawal
PA27	Histomorphological and immunophenotypic stratification of high-grade serous ovarian carcinoma (hgsoc)	Dr. M K Gnanesh Raj
PA28	Mgmt gene methylation in glioblastoma by real-time pcr	Dr. Rajat
PA29	Analysis of quality indicators in cervical cytology	Dr. Roshini Samson

Scientific Program



PATHCON & LAB EXPO 2025

22nd - 23rd Nov 2025

Schedule (Nov 22nd, 2025) - POSTER (Taber Hall)

ID	TITLE	NAME
PO1	A rare occurrence: sebaceous carcinoma of the eyelid	Dr. Abdullah Khan
PO2	The role of brush cytology: in the assessment of the strictures within the common bile duct in a study of 10 cases.	Dr. Aditya Walke
PO3	Myxofibrosarcoma of the hand: a rare diagnostic perplexity.	Dr. Agrawal Prateeksha
PO4	Pleomorphic adenoma of breast: a common tumor at an uncommon location (case report)	Dr. Ajay Kumar
PO5	Adenoid cystic carcinoma of the breast – insight into a rare case	Dr. Ambika Tandey
PO6	An unusual presentation of metastatic urothelial carcinoma in abdominal rectus muscle	Dr. Ashish Dev
PO7	Choroid plexus papilloma masquerading as cavernoma — a histopathological revelation	Dr. Deepali Rajnalwar
PO8	Systemic sarcoidosis presenting as bilateral granulomatous anterior uveitis: A clinicopathological correlation	Dr. Dipti Das
PO9	A rare case of sarcomatoid variant of squamous cell carcinoma on cheek.	Dr. Dr.nirmaljit Kaur
PO10	Bone marrow changes in a case of wilson's disease	Dr. Drishti Sachan
PO11	Medullary carcinoma of thyroid diagnosed on fine needle aspiration cytology (FNAC)	Dr. Dushyant Singh Jhirwal
PO12	A rare case of papilliferous keratoameloblastoma masquerading hemangioma.	Dr. Harshit Sharma
PO13	A rare case of breast carcinoma in male adult patient.	Dr. Ishaan Dubey
PO14	Parotid puzzle: unravelling the unexpected on fine needle aspiration cytology.	Dr. Namit Gupta
PO15	Rhabdoid meningioma masquerading as a high grade glial temporal neoplasm: a rarity unveiled	Dr. Prabhat Kumar
PO16	An unusual oral clue to a hematologic malignancy: multiple myeloma diagnosed from buccal biopsy	Dr. Prakritee Sandilya
PO17	Adult cystic nephroma: a rare case of renal cystic tumor	Dr. Pratibha Thakur
PO18	Isolated tubercular tenosynovitis of the foot mimicking ganglion cyst – a rare cytological diagnosis	Dr. Ruchi Yadav
PO19	When appearances deceive: a rare case of myeloid sarcoma in the small intestine	Dr. Pooja Sharma
PO20	Metaplastic meningioma with extensive chondroid differentiation: a rare presentation in a maxillectomy specimen	Dr. Saba Akhtar
PO21	Diagnosis of unsuspected paraosteal osteosarcoma in right upper tibia- a clue on fine needle aspiration cytology	Dr. Suverna Jain
PO22	Uterine actinomycosis: a rare presentation of pelvic inflammatory disease	Dr. Ujjwal Gulati
PO23	Mucormycosis of the submandibular gland in an immunocompetent young adult : A rare cytological encounter.	Dr. Utkarsha Gera
PO24	A rare encounter of lymphocyte rich thymoma – a diagnosis of FNAC.	Dr. Utsa Chakraborty
PO25	endometrial carcinoma beyond the four tcga classes: case with dual mmrd and p53 mutation	Dr. Vaishali Kashyap
PO26	Granulomas gone wrong : histoplasmosis of bone marrow masquerading as sarcoidosis - A diagnostic dilemma	Dr. Vriti Agarwal
PO27	Title: spindle cell carcinoma of breast- metaplastic variant: A rare case	Dr. Roshni Rani Kerketta
PO28	Pilomatrixoma- case report	Dr. Abhinav Nagar
PO29	Cutaneous spindle cell carcinoma arising at a site of old trauma: A rare case report	Dr. Ajit Kagat
PO30	Isolated tuberculoma involving multiple paranasal sinuses with aggressive features in an immunocompetent individual: A rare case report	Dr. Rajat
PO31	Desmoplastic infantile astrocytoma - a radiologically aggressive yet clinically benign tumour of infancy.	Dr. Rashmitha S Poojary
PO32	Patellar aneurysmal bone cyst: A rare entity with significant morbidity.	Dr. Yashpal Jatav
PO33	Sclerosing pneumocytoma, misreckoned as hydatid cyst on CT: A case report	Dr. Vineeta Chand

Scientific Program



PATHCON & LAB EXPO 2025

22nd - 23rd Nov 2025

Schedule (Nov 23rd, 2025, Ashoka Hall)

S. No.	Timing	Lecture	Speaker	Chairpersons
1	09.30-10.00 am	From cell to disease; Unveiling the liver's tale	Dr Nalini Bansal	Col (Dr)Arpitha P Lt. Col (Dr) Kavita Sinha
2	10.00-10.20 am	Bridging gap from conventional to Next generation sequencing for fungal diagnosis	Dr Shukla Das	Dr Nishit Gupta Dr Rohini kalhan
3	10.20-10.40 am	From molecular flags to cellular truth : unified diagnostics for real world practice	Dr Anita Nangia	Dr Shivani Kalhan Dr Tripti Nakra
4	10.40-11.00 am	HPV DNA Testing: The New Standard in Cervical Cancer Screening"	Dr Charanjeet Ahluwalia	Dr Poonam Agarwal Dr Sharmila Dudlani
	11.00-11.30 am	TEA BREAK		
5	11.30-11.50 am	From Clues to Diagnosis: Case-Based lessons in inborn Errors of Immunity	Dr Vandana Puri	Dr Arul Selvi Dr P.L. Jyotsana
6	11.50-12.10 pm	Role of HPLC in achieving accuracy & standardization	Dr Barnali Das	Dr Rashmi Vohra Dr Durre Aden
7	12.10-12.40 pm	Approach to Accreditation	Dr Pankaj Johri	Dr Navin Dang
	12.40-01.10 pm	INAUGURATION		
	01.10-02.10 pm	LUNCH		
	02.10-02.30 pm	INTERLUDE		
8	02.30-02.50 pm	Medico legal Challenges in lab Medicine	Dr Naresh Chawla	Dr Rohit Jain Dr Shelly Mahajan
9	02.50-03.10 pm	Approach to Bleeding Disorder	Dr Perna Arora	Dr Suchi Ghai Dr Tanvi Arora
10	03.10-03.30 pm	The Papillary Spectrum: Challenges in Breast Pathology	Dr Sandeep Mathur	Dr Sujata Chaturvedi Dr Ishita Pant
11	03.30-03.50 pm	Molecular testing in infectious disease diagnosis : streamlining patient pathways & improving	Dr Navin Kumar	Dr Neha Trivedi Dr Charu Jain
12	03.50-04.10 pm	Haemocytometry : case based Approach	Dr Pradeep Suri	Dr Niti Singh Dr Ruchi Kapoor
13	04.10-04.30 pm	Revolutionising TB diagnosis – smear, sequencing and more!	Dr Deepthi Nair	Dr Suryasata Das Dr Jyoti Mutta
	04.30-05.00 pm	QUIZ		Dr Nimisha Dhankar Dr Neha Pandey
	05.00 pm	VALEDICTORY		


PATHCON & LAB EXPO 2025

Category	Registration	
	Workshop	Conference (Mandatory)
APP members, PG Students	500 + 18% GST – each (Max 2 per head)	2000 + 18% GST
Non APP members*	500 + 18% GST – each (Max 2 per head)	2500 + 18% GST
Oral Paper and Poster presentation (Conference registration mandatory, No charge)		

Workshops

#	Morning Workshops (Opt for any one) 09.30-11.30 Hrs	#	Afternoon Workshops (Opt for any one) 12.00-14.00 Hrs
W1.	Luminal Gastrointestinal Pathology for Practising Pathologists	W4.	How do I Investigate Myelodysplastic Neoplasms (MDS)
W2.	Molecular Diagnostics in Lab Medicine	W5.	Thyroid Cytology & Histological Correlation
W3.	Quality In Clinical Lab	W6.	Recent Advances in Lab Medicine

- 500 + 18% GST each (Max 2 per head)
- Conference mandatory
- **Conference (Non-APP Members)**
2500 + 18% GST
- **APP Members & PG Students)**
2000 + 18% GST
- **Oral Paper and Poster Presentation**
No charge (Conference registration mandatory)



Scan QR Code to Register

Abstract Submission Guidelines

- Abstracts for Oral Presentation/Poster Presentation are to be submitted online through the conference website only.
- You need to register yourself on the online portal for submission of the abstract.
- For abstract presentation, conference registration is mandatory.
- The number of papers to be accommodated are limited. You can indicate your preference during submission (oral/poster). Case reports, unless carrying very novel message, will not be considered for oral presentations.
- It is mandatory that the Presenting author is registered for the conference to be eligible for presentation and for awards.
- The cut-off date will be Oct 31st 2025 before 1700hrs. No abstracts will be considered after this deadline.
- Abstracts will be listed on the conference website by Oct 25th 2025. The abstract is restricted to a maximum of 300 words. It should include: Objectives, Methods, Results, Conclusions, and Key words.
- One presenter can submit maximum (up to) 03 abstracts and only one abstract will be considered under Oral Presentation.
- Presenter shall be physically present on Nov 22nd 2025.

PATHCON & LAB EXPO 2025



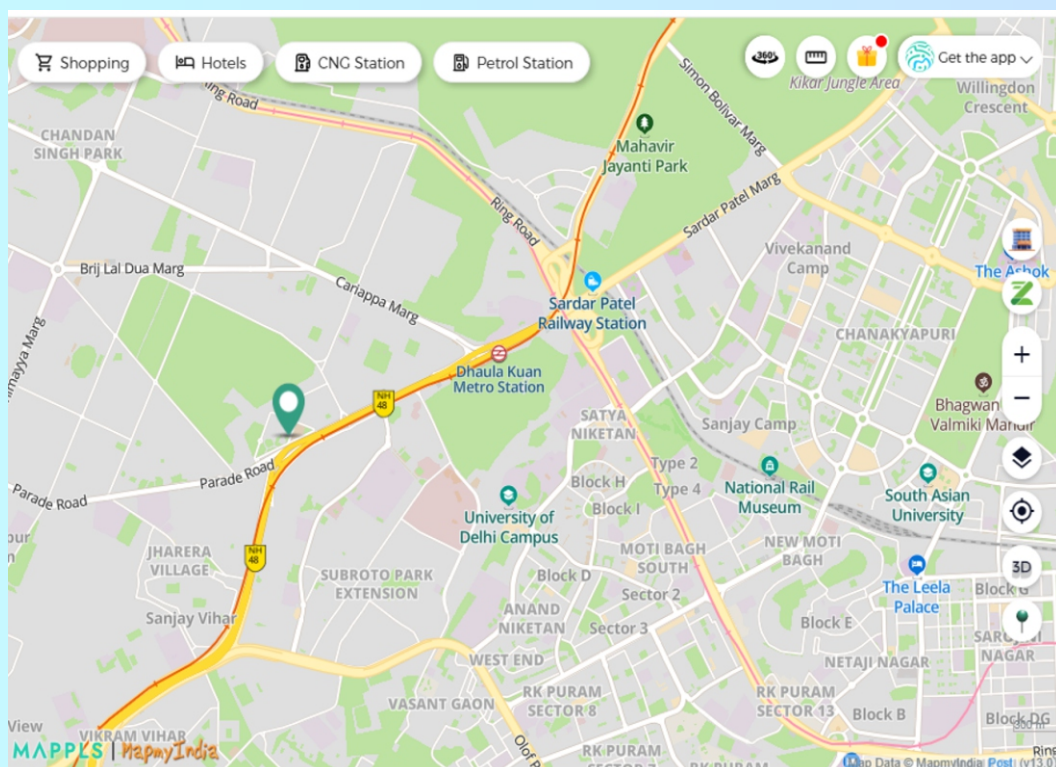

22nd - 23rd Nov 2025



Venue:
**Manekshaw Convention
Centre, Delhi Cantt**

Click for Google map to Manekshaw Centre
<https://maps.app.goo.gl/anaEyiosNQ8WuAxA7>

OR
SCAN
QR CODE



<https://www.pathcon.org>